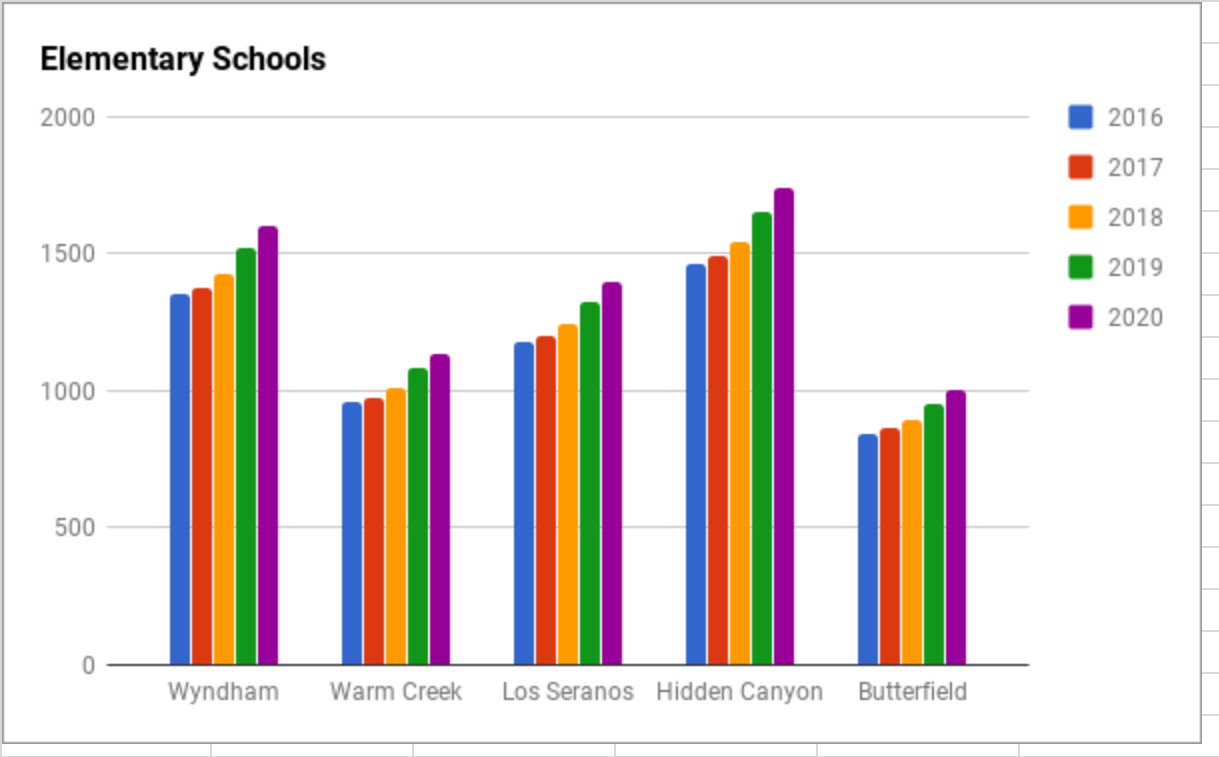


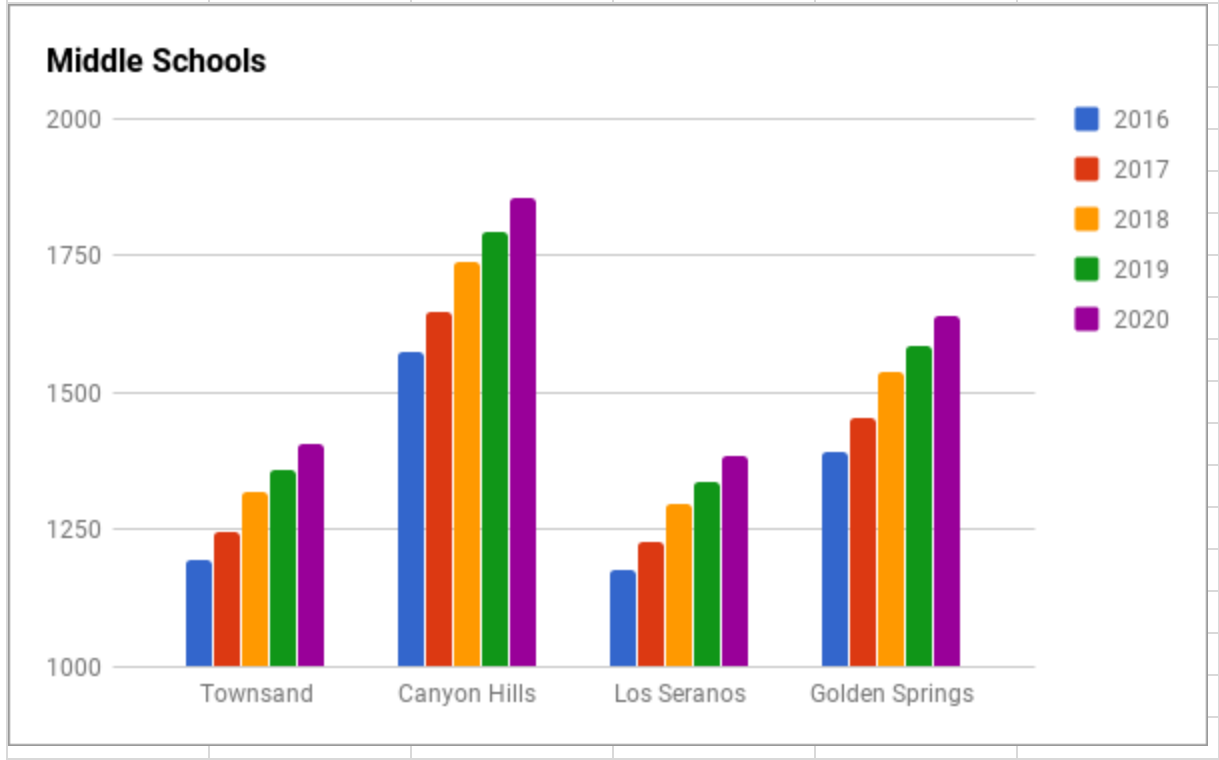
Elementary Schools

Projected Increase		2%	3.50%	7%	5%
Year	2016	2017	2018	2019	2020
Wyndham	1350	1377	1425	1525	1601
Warm Creek	956	975	1009	1080	1134
Los Seranos	1175	1199	1240	1327	1394
Hidden Canyon	1465	1494	1547	1655	1738
Butterfield	845	862	892	955	1002
Total	5791	5907	6114	6542	6869



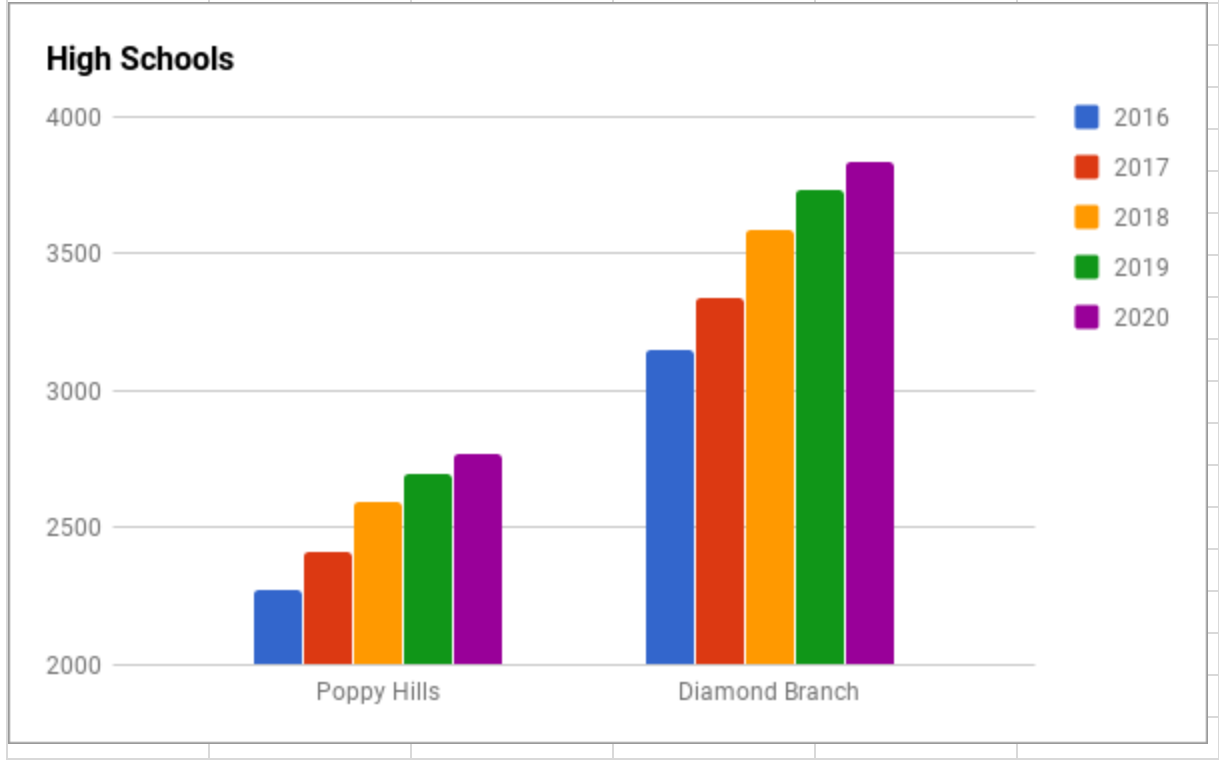
Middle Schools

Projected Increase		4.50%	5.75%	3%	3.50%
Year	2016	2017	2018	2019	2020
Townsend	1194	1248	1319	1359	1407
Canyon Hills	1575	1646	1741	1793	1855
Los Seranos	1175	1228	1298	1337	1384
Golden Springs	1392	1455	1538	1584	1640
Total	5336	5576	5897	6074	6286



High Schools

Projected Increase		6.00%	7.50%	4%	2.75%
Year	2016	2017	2018	2019	2020
Poppy Hills	2276	2413	2594	2697	2771
Diamond Branch	3150	3339	3589	3733	3836
Total	5426	5752	6183	6430	6607



Total Enrollment

Year	2016	2017	2018	2019	2020
Elementary Schools	5791	5907	6114	6542	6869
Middle Schools	5336	5576	5897	6074	6286
High Schools	5426	5752	6183	6430	6607
Total	16553	17235	18193	19045	19762

